

# Parent Help Sheet

Hoja de ayuda para padres

Bảng trợ giúp phụ huynh

Oya herupushīto

पेरेंटल सहाय शीट


Name \_\_\_\_\_

 E - Ed - e





Directions: Tap out the picture and write the sounds you hear.



leg  pen 

vet  10 ten 



Name \_\_\_\_\_ **12.1**

1. doc  

doc



2. mat  

mat



3. tag  

tag



Unit 3 47  
© 2013 Oak Creek Publishing

4. mad  

mad

5. cat  

cat

6. cot  

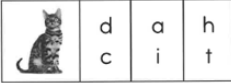
cot

48 Unit 3

Name \_\_\_\_\_

13.1

cat

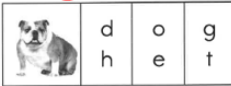


\_\_\_\_\_

-----

\_\_\_\_\_

dog

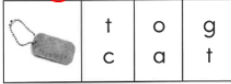


\_\_\_\_\_

-----

\_\_\_\_\_

tag



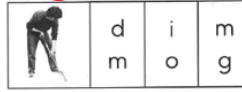
\_\_\_\_\_

-----

\_\_\_\_\_

Directions: For each picture, have students circle the letters that spell the name of the depicted item. Students should then write the name of the item on the line.

dig

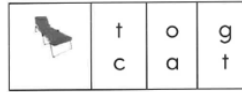


\_\_\_\_\_

-----

\_\_\_\_\_

cot



\_\_\_\_\_

-----

\_\_\_\_\_

mad



\_\_\_\_\_

-----

\_\_\_\_\_